

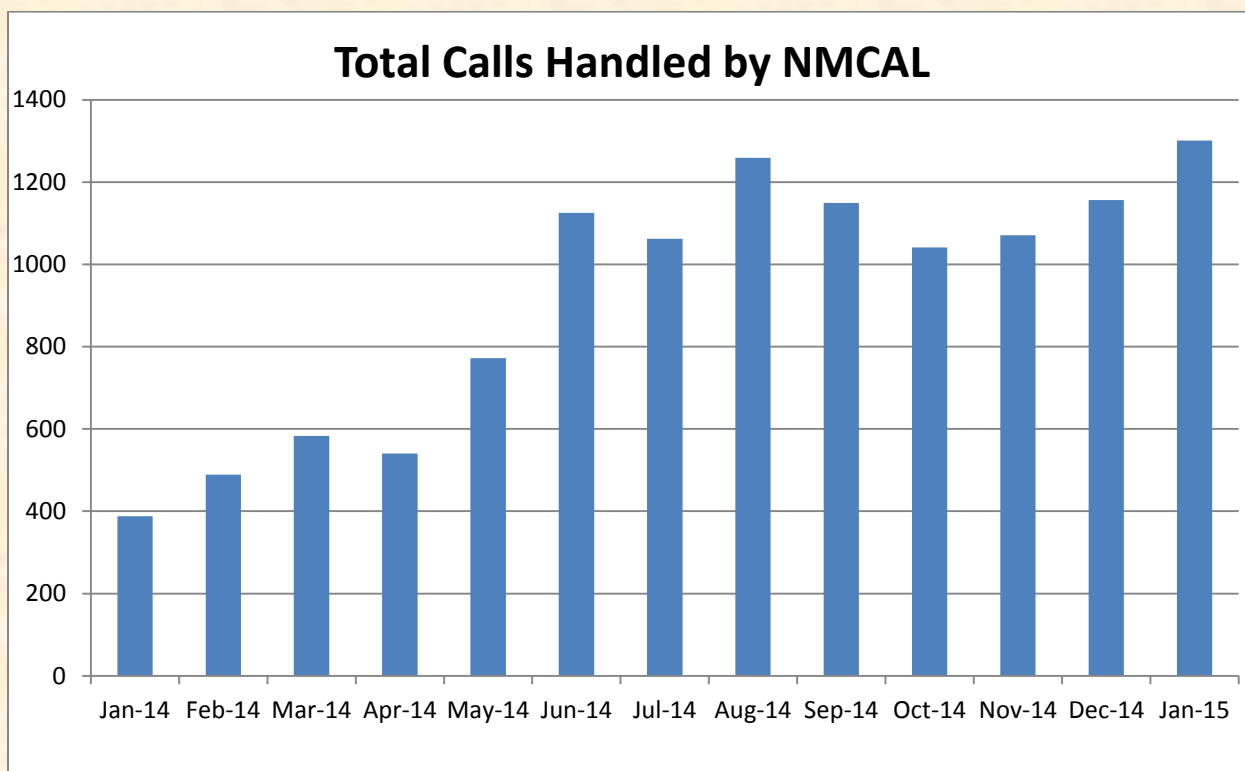
# New Mexico Crisis and Access Line - January 2015 Utilization Report

In January 2015, NMCAL handled 1301 calls. This includes 326 calls connected to us by the National Suicide Prevention Lifeline. Under separate contracts, an additional 266 calls were answered for CSA crisis lines in New Mexico.

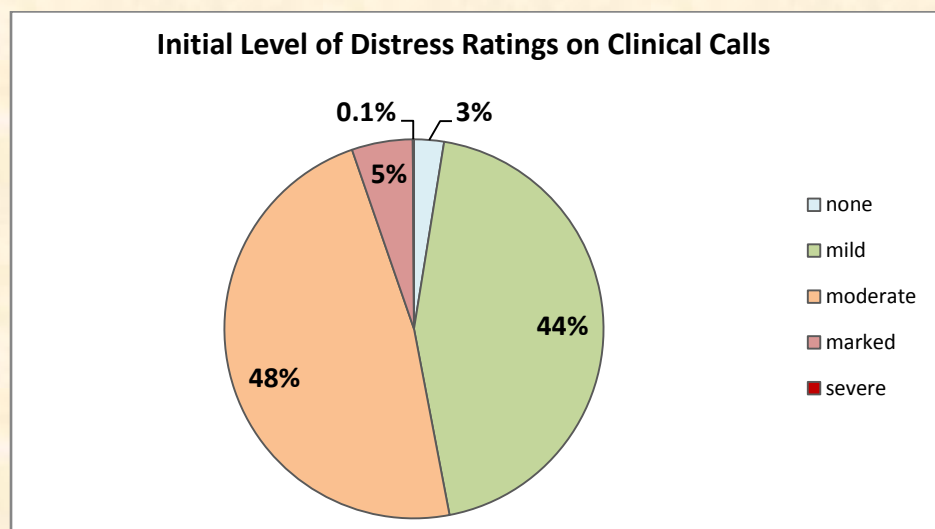
<b>January 2015: Calls Answered by Type</b>	
<b>NMCAL CALLS</b>	<b>1301</b>
Inbound Clinical Calls	1139
- Calling about Self	1013
- Calling about a Child	28
- Calling about another Adult	98
Outbound Calls	102
Information/Referral Calls	37
Seeking information about NMCAL	14
Administrative	9
<b>CALLS ANSWERED FOR CSA CRISIS LINES</b>	<b>266</b>
<b>TOTAL CALLS ANSWERED FOR NEW MEXICO</b>	<b>1567</b>

<b>January 2015: NMCAL Utilization</b>	
Total Calls Handled	1301
Service Level (answered under 30 sec)	91.2%
Abandonment Rate	2.7%
Average Speed of Answer	14 sec
Average Call Length (all calls)	12 min
Average Call Length (Clinical calls)	16 min

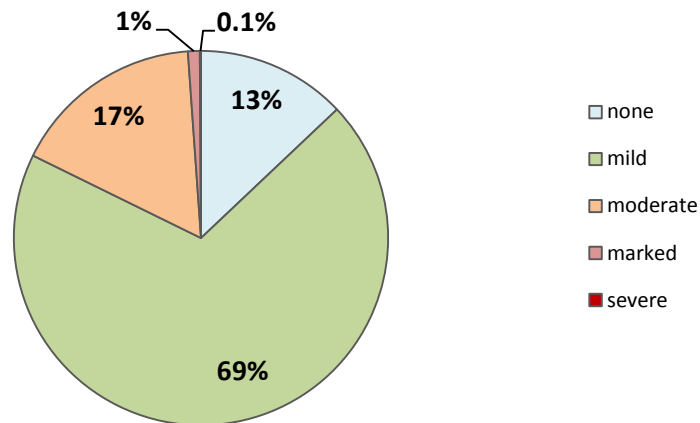




NMCAL clinicians rate initial and concluding level of distress on every clinical call. Level of distress is based on both the caller’s presentation or overt behavior, and on an assessment of their clinical situation. Even if a caller is not emotional or upset, their level of distress is rated higher if their clinical situation is acute.



### Concluding Level of Distress Ratings on Clinical Calls



### Level of Care of Clinical Calls

Routine	68%
Urgent	30%
Emergent	2%

### Primary Presenting Problem in Calls

Alcohol/Drugs	7%
Anger Management	2%
Anxiety	36%
Child	1%
Cognitive Concerns/Psychosis	2%
Danger to Others	1%
Depression	11%
Domestic Violence	0.4%
Family	7%
Grief/Loss	1%
Intentional Self Injury	1%



Medication	2%
Relationship/Marital	4%
Sexual Assault	0.1%
Situational Stress	2%
Suicide	11%
Workplace Issue	0.1%
Other	11%

While it was not always the presenting issue, concerns related to suicide were reported on 26% of clinical calls. Concerns related to drug or alcohol abuse were reported on 20% of clinical calls.

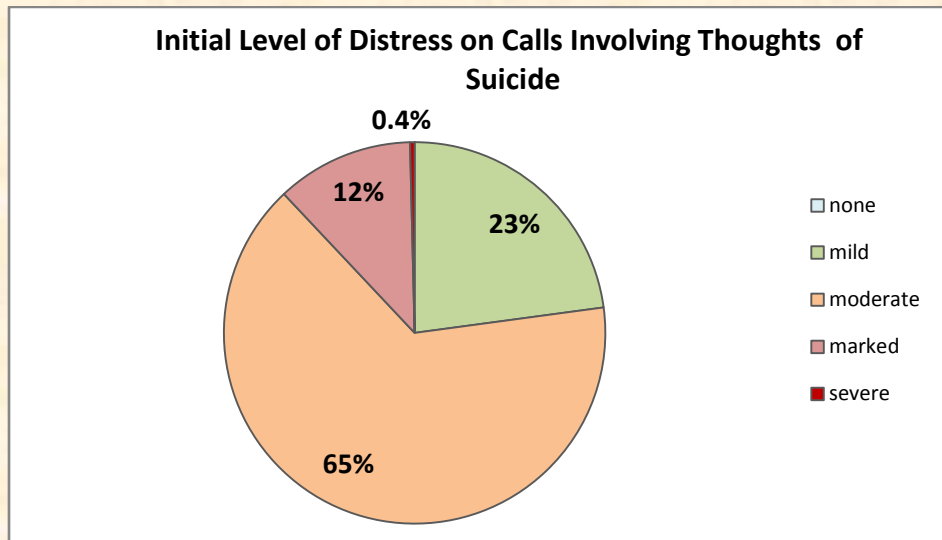
For every clinical call, we track whether the situation could be stabilized by the clinician, or if a more restrictive level of care was necessary. These are the clinical outcomes of the NMCAL calls for January.

<b>Clinical Outcome For All Counseling Calls</b>	
Caller stabilized by clinician, and referred to community resources if appropriate.	96%
Clinician made an abuse report.	0.3%
Caller will take the person of concern to the hospital.	0.2%
Caller agreed to go to the hospital.	1%
Caller agreed to call 911 regarding immediate danger to a third party.	0.4%
Caller conferenced to 911 due to immediate danger.	1%
Clinician contacted police with caller's consent.	0%
Clinician contacted police without caller's consent.	1%



In January, 258 NMCAL callers reported concerns about suicide – either for themselves, or for the person of concern. NMCAL clinicians work with our callers to try to deescalate the emergency and create safety plans. We only involve hospital or emergency services when there is no less intrusive way to keep our callers safe.

<b>Clinical Outcome on Calls Involving Suicide</b>	
Caller stabilized by clinician, and referred to community resources if appropriate.	92%
Caller will take the person of concern to the hospital.	1%
Caller agreed to go to the hospital.	2%
Caller agreed to call 911 regarding immediate danger to a third party.	1%
Caller conferenced to 911 due to immediate danger.	2%
Clinician contacted police with caller’s consent.	0%
Clinician contacted police without caller’s consent.	2%



### Concluding Level of Distress on Calls Involving Thoughts of Suicide

