



# June 2017 New Mexico Utilization Report

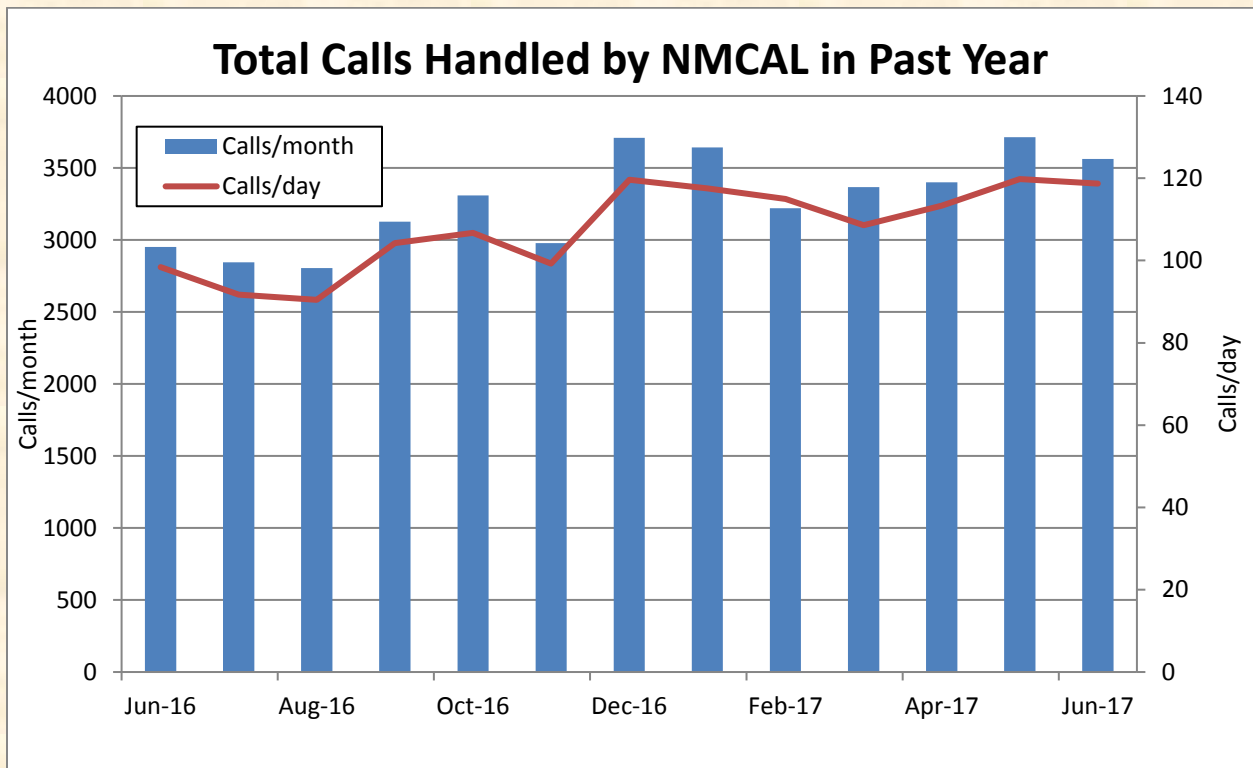
- Program Overview Summary (p. 1-2)
- Crisis and Access Line and NSPL Data (p. 3-8)
- Peer-to-Peer Warmline (p. 9-10)

In June of 2017, the New Mexico Crisis and Access Line (NMCAL) programs handled 3,562 calls. This includes 1,612 calls on the Statewide Crisis and Access Line, 361 New Mexico calls for the National Suicide Prevention Lifeline (NSPL), 966 calls for the Peer-to-Peer Warmline, and 623 after-hours calls forwarded from New Mexico's Behavioral Health Core Service Agencies (CSA's).

June 2017: Calls Answered by Type	
<b>Total Statewide Crisis and Access Line + NSPL Calls</b>	<b>1,973</b>
Inbound Clinical Calls	1,532
Calling about Self	1,404
Calling about a Child	27
Calling about another Adult	101
Outbound Clinical Calls	161
Information/Referral Calls	21
Seeking information about NMCAL	10
Public Safety Calls	3
Administrative	14
Other	232
<b>Warmline Calls</b>	<b>966</b>
<b>Calls Answered For CSA Crisis Lines</b>	<b>623</b>
<b>TOTAL CALLS ANSWERED FOR NEW MEXICO</b>	<b>3,562</b>



There is always someone here to hear you at NMCAL and the Warmline.



## Community Outreach and Engagement

	# of participants	# of encounters
Participation in Community Events		9
NMCAL Presentations to the Community	167	4
Prevention Trainings Sponsored by NMCAL	18	1
Participation in Community Meetings		17
Media Encounters		2
Media Mentions		<i>an estimated 73+</i>
<b>TOTALS</b>	<b>185</b>	<b>106</b>



# CLINICAL CALL INFORMATION

## *New Mexico Crisis and Access Line*

NMCAL, NSPL, Rio Grande Gorge Bridge, Public Safety/Law Enforcement, and CSA calls are answered by professional mental health clinicians. The following tables and charts provide information about the calls handled by mental health clinicians during the month of June 2017.

<b>June 2017: Crisis Line Utilization</b>	
Total Calls Handled on the crisis line	1,973
Service Level (answered under 30 sec)	84.9%
Abandonment Rate	4.3%
Average Speed of Answer	19 sec
Average Call Length (all calls)	5.4 min
Average Call Length (Clinical calls)	18.2 min

<b>Level of Care<sup>1</sup> - Clinical Calls</b>	
Routine	65.5%
Urgent	32.2%
Emergent	2.3%

---

<sup>1</sup> Please contact NMCAL program manager for more information on NMCAL level of care clinical definitions.

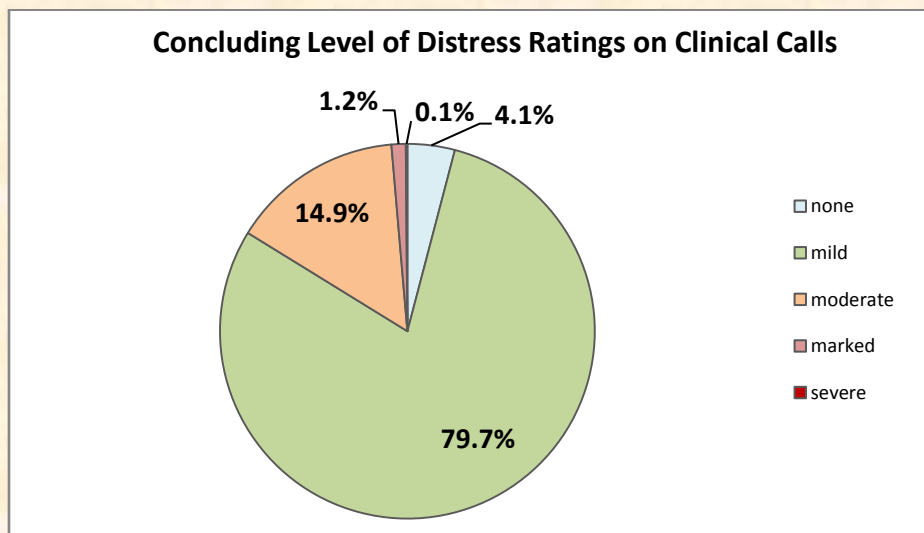
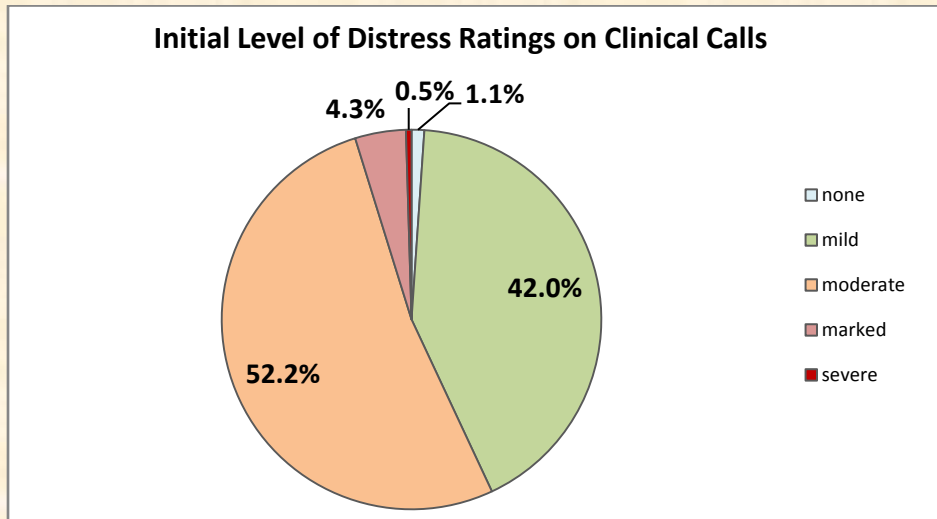


Callers are asked for their county of residence; these responses cannot be independently verified. It is important to note that this data is not necessarily predictive of an overall need for services in each county. Some things to keep in mind when reviewing demographic information of crisis line callers include: (1) a small number of callers contact NMCAL quite frequently, (2) some callers chose not to share their demographic information during the call, and (3) there are community members that do not yet know about the NMCAL resource.

County of Residence	Total Calls	County of Residence	Total Calls
Bernalillo	501	McKinley	25
Catron	1	Mora	0
Chaves	29	Otero	32
Cibola	3	Quay	1
Colfax	0	Rio Arriba	6
Curry	12	Roosevelt	2
De Baca	0	San Juan	34
Dona Ana	246	San Miguel	11
Eddy	3	Sandoval	47
Grant	17	Santa Fe	41
Guadalupe	0	Sierra	3
Harding	0	Socorro	9
Hidalgo	0	Taos	24
Lea	9	Torrance	3
Lincoln	9	Union	0
Los Alamos	5	Valencia	29
Luna	6	(outside NM)	14



Crisis and Access Line clinicians rate initial and concluding level of distress on every clinical call. Level of distress is based on both the caller's presentation or overt behavior, and an assessment of the caller's clinical situation. Even if a caller is not emotional or upset, their level of distress is rated higher if their specific clinical situation is acute.



Primary Presenting Problem During Clinical Calls	
Alcohol/Drugs	5.3%
Anger Management	1.1%
Anxiety	21.2%
Child	1.0%
Cognitive Concerns/Psychosis	9.0%
Danger to Others	0.3%
Depression	9.5%
Domestic Violence	0.7%
Family	4.0%
Grief/Loss	2.7%
Intentional Self Injury	0.7%
Medication	0.8%
Relationship/Marital	3.9%
Sexual Assault	0.3%
Situational Stress	16.1%
Suicide	14.2%
Workplace Issue/Career Assistance	0.1%
Other	9.0%

Although it is not always the primary presented problem on a call, concerns related to drug or alcohol use were reported on 244 (16.3%) of the clinical calls.



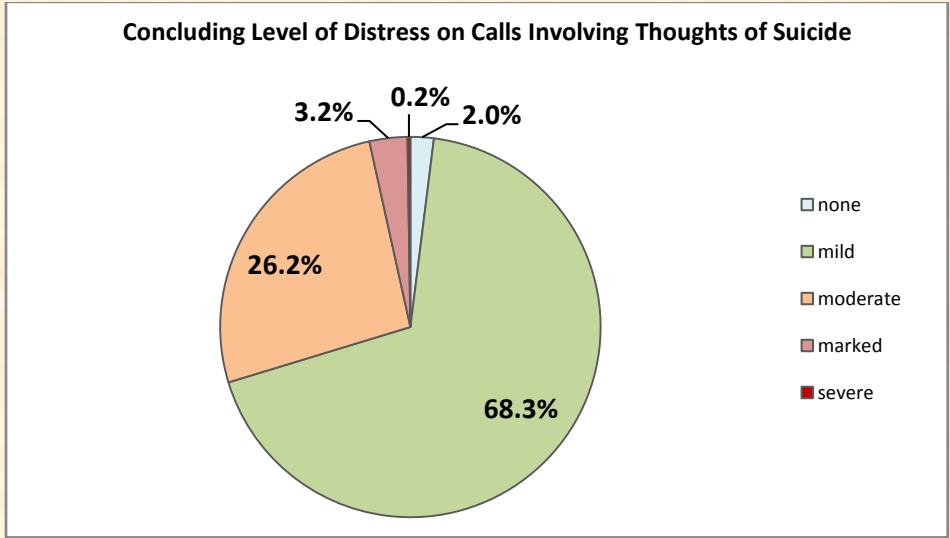
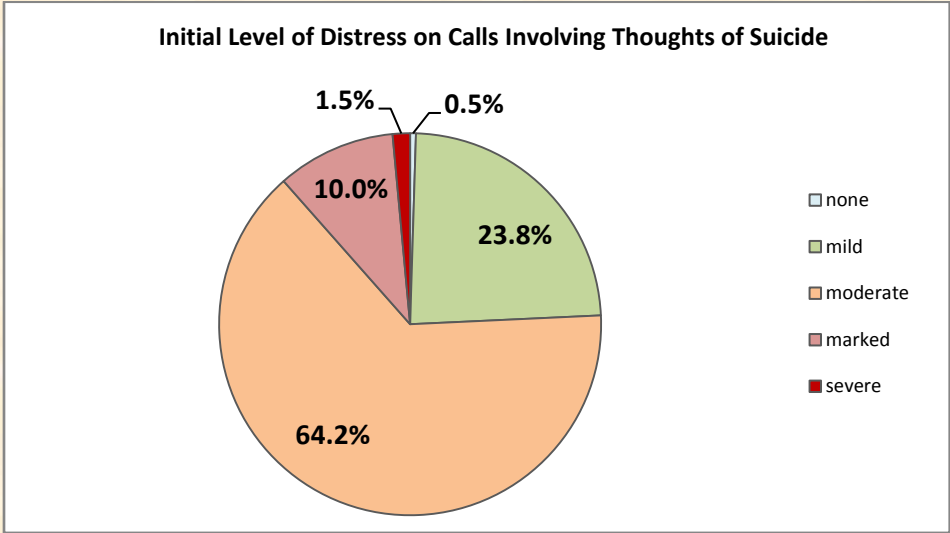
On every crisis line call, the NMCAL clinician assesses the current situation, and evaluates how the caller can be supported through the call. The clinician determines if the matter can be resolved on that call, or if a higher level of response is necessary.

<b>Clinical Disposition of All Crisis Line Clinical Calls</b>	
Caller stabilized by clinician, and referred to community resources if appropriate	96.5%
Clinician made an abuse report	0.8%
Caller will take the person of concern to the hospital	0.2%
Caller agreed to go to the hospital	0.2%
Caller agreed to call 911 regarding immediate danger	0.2%
Caller conferenced to 911 due to immediate danger	0.9%
Clinician contacted police with caller's consent	0.3%
Clinician contacted police without caller's consent	0.8%

While it was not always the presenting issue, concerns related to suicide were reported on 27.7% of the clinical calls in June, 2017. The 413 callers reporting concerns about suicide on the crisis line - either for themselves, or for the person of concern they called about - were supported by clinicians through de-escalation of the emergency and when appropriate a safety plan was created. We only involve hospital or emergency services when there is not a less intrusive way to keep the caller safe.

<b>Disposition of All Crisis Line Calls Involving Suicide</b>	
Caller stabilized by clinician, and referred to community resources if appropriate	92.8%
Caller will take the person of concern to the hospital	0.7%
Caller agreed to go to the hospital	0.0%
Caller agreed to call 911 regarding immediate danger to a third party	0.5%
Caller conferenced to 911 due to immediate danger	3.2%
Clinician contacted police with caller's consent	0.5%
Clinician contacted police without caller's consent	2.2%







# PEER SUPPORT CALL INFORMATION

## *Peer to Peer Warmline*

The Peer-to-Peer Warmline is answered by certified peer support specialists 7 days a week, 365 days a year. In June 2017, the Peer-to-Peer Warmline handled 966 calls during its operating hours of 3:30pm to 11:30pm MT.

<b>June 2017: Warmline Utilization Call Data</b>	
Total Calls Handled	966
* during Warmline operating hours of 3:30pm to 11:30pm MT	
Average Call Length (all Warmline calls)	14.6 min

Community members select to call the Peer-to-Peer Warmline because they want to talk to someone that has “been there”, has lived experience with some of the same things they, or a loved one, may be going through, and/or the peer support can offer callers information and support on how to take the next step in recovery and resiliency from a mental health concern.

<b>Outcome of Warmline Calls</b>	
Caller reports feeling supported by the call	97.3%
Caller received referrals	0.7%
Caller was transferred to an NMCAL clinician	0.6%
Emergency call to Public Safety was made	0.0%
Other/None of the Above	1.5%



In June 2017 peer supports answered calls for people seeking support for themselves, or someone else, struggling with health concerns which relate to their mental, behavioral, emotional, social, and/or well being.

<b>Primary Presenting Problem in Warmline Calls</b>	
Abuse/Neglect	0.0%
Administrative Call	0.6%
Employment/Education	0.2%
Family	0.9%
Finances	0.0%
Food/Nutrition	0.1%
Friends	0.1%
Healthcare	1.1%
Housing	0.6%
Legal	0.5%
Mental Health	92.4%
Relationships	2.7%
Spirituality	0.5%
Substance Use	0.3%

Warmline Peers work in conjunction with NMCAL Clinicians to ensure that callers are receiving the most appropriate services. Therefore calls will sometimes be transferred to or from NMCAL.

<b>Calls Transferred between Warmline and NMCAL</b>	
Calls transferred from NMCAL to Warmline	12
Calls transferred from Warmline to NMCAL	5

